



Sulochana Belhekar Samajik Va Bahu Uddieshiya Shikshan Santha

Sant Dnyaneshwar B.Ed. College

NCTE Code No. APW05389/123665, (Marathi Medium)

Affiliated to Savitribai Phule Pune University PU/AN/B. Ed.097/2008

Email- sdbedcollege@rediffmail.com; Web: www.sdbednewasa.com

Bhanashiware, Tal: Newasa, Dist: Ahmednagar (Maharashtra) 414609; Phone/Fax- (02427) 297099

DVV Metric 2.4.1 Institution provides opportunities for developing competencies and skills in different functional areas through specially designed activities / experiences that include

1. Organizing Learning (lesson plan)
2. Developing Teaching Competencies
3. Assessment of Learning
4. Technology Use and Integration
5. Organizing Field Visits
6. Conducting Outreach/ Out of Classroom Activities
7. Community Engagement
8. Facilitating Inclusive Education
9. Preparing Individualized Educational Plan



Sulochana Belhekar Samajik Va Bahu Uddieshiya Shikshan Santha

Sant Dnyaneshwar B.Ed. College

NCTE Code No. APW05389/123665, (Marathi Medium)

Affiliated to Savitribai Phule Pune University PU/AN/B. Ed.097/2008

Email- sdbedcollege@rediffmail.com; Web: www.sdbednewasa.com

Bhanashiware, Tal: Newasa, Dist: Ahmednagar (Maharashtra) 414609; Phone/Fax- (02427) 297099

2.4.1- Integration of Technology at the time of Learning and Teaching by the Students

ICT is used by the students of the college during their Learning as well as teaching. Students are encouraged to use ICT tools from the beginning of the academic year. As there is special provision in the syllabus of first year, students use ICT for learning as well as in teaching also.

In teaching students prepare PPT on given topic to teach students during internship program.



Use of ICT while Teaching



Use of ICT while Learning

S.B.S.B.S.S.



संत ज्ञानेश्वर बी.एड.कॉलेज
भानसहिवरा
ता:-नेवासा, जि:-अ.नगर..

विद्यार्थी शिक्षकाचे नाव:-

दळवी सोमनाथ सूर्यभान,

रोल नं:-०२,

मेथड :- मराठी इतिहास

विषय:- आय.सी.टी.

मार्गदर्शक:- प्रा.साळवे व्ही.एस.

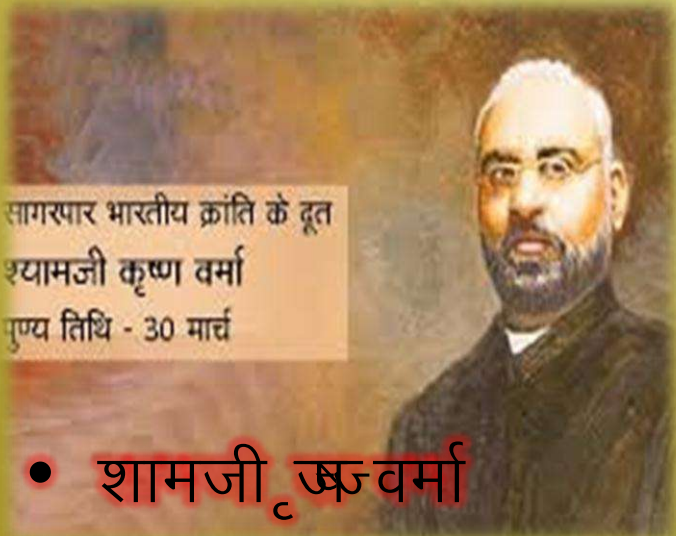
वर्ग आठवा इतिहास

१०. सशस्त्र क्रांतिकारी चळवळ

अभाव भारत



विनायक दामोदर सावरकर हे सा १९०० मध्ये यांनी -
शाश्वत मित्रमेळा ही वक्तीक्यांची गुप्त संघट्टा
स्थापली. १९०४ साली याच संघट्टोला अभाव
भारत हे ढाव देखात आले



शामजी कृष्ण वर्मा यांनी इंडिया हाउसची स्थापना
१९०४ केली होती. या संस्थेमार्फत तरुणांा शिक्षण
घेथासाठी शिष्यवृत्त्या दिल्या जात .

गदर चळवळ

GADAR PARTY

In 1913, in Stockton, California, Har Dayal and other immigrants formed the Gadar Party to support India's surging movement for independence from Britain. In the same spirit that American colonists organized for freedom from England, Indian immigrants campaigned for dignity and rights for Indians back home. Here, a jatha, or group of freedom fighters from the Gadar Party, in San Francisco in 1924, gets ready for a trip back to India.

The Bancroft Library, University of California, Berkeley. 2002/851-AM

- अमेरीकी व कॅनड येथील भारतीयांनी गदर या क्रांतिकारी संघटनेची स्थापना केली होती लाला हरद्याळ,भाई परमानंद,सदाशिव मानोजी वरील सर्व या संघटनेचे प्रमुख नेते होते .
- गदर म्हणजे विद्रोह

Lala Har Dayal, Indian nationalist and revolutionary, died on this day in 1939

FOUNDER OF THE GHADAR PARTY

Founded the Ghadar Party in America

For years, lived an austere life, eating only boiled grain and potatoes, and sleeping on the floor.

Gave up two Oxford scholarships and turned down a career in India's Civil Service to join the nationalist movement

Moved to Paris in 1909 to be the editor of *Bande Mataram*


"How great we feel when someone does the heroic deed? We share in his moral power. We rejoice in his assertion of human equality and dignity."



25

भाई परमानन्द

BHAI PARAMANAND 1876-1947



भारत
INDIA



Pandurang
Sadashiv
Khankhoje

www.celebritystore.in

RAJGURU

Indian Revolutionary

(Aug 24, 1908 – Mar 23, 1931)

IBTL Shaheed



सुकदेव



भगतसिंग

हिंदुस्थान सोशलिस्ट रिपब्लिक असोसिएशन :-
समाजवादी विचारांनी प्रभावित झालेल्या तरुणांनी
देशव्यापी क्रांतीकारी संघटना उभी करण्याचे ठरविले
चंद्रशेखर आझाद, भगतसिंग, राजगुरु, सुकदेव इ.तरुण
यामध्ये होते.



चितगाव शस्त्रगारावरील हल्ला :-

सुर्यसेन हे बंगाल येथील चितगाव

येथील क्रांतीकारी गटाचे प्रमुख

होते.त्यांनी आपल्या भोवती अनंत सिंग

,गणेश घोष,कल्पना दत्ता,प्रितीलता


वडडेदार अशा सारख्या क्रांतिकारकांची

फौज गोळा केली 18 एप्रिल 1930

रोजी क्रांतिकारकांनी चितगावमधील

दोन शस्त्रगारातील शस्त्रास्त्रे ताब्यात

घेतली .



शांती घोष, सुनिता चौधरी या दोन मुलींनी जिल्हा न्यायाधिशाला ठार केले. तर बीना दास या युवतीने कोलकता विद्यापीठाच्या पदवीदान समारंभात गव्हर्नर व र गोळ्या झाडल्या अशा अनेक क्रांतीकारी घटना या काळात घडल्या .



BINA DAS

#WOMENFREEDOMFIGHTERS

FULL HD VIDEO


SARDAR
UDHAM SINGH

सरदार उधमसिंग यांनी इंग्लडमध्ये 1940 मध्ये मायकेल ओठवायर यांचा वध केला भारतीय स्वांतत्रसंग्रामामध्ये क्रांतिकारी चळवळीने महत्वाचे योगदान दिले आहे.क्रांतिकारकाने ब्रिटिश सत्तेशी लढताना साहस व निर्धार याचे दर्शन घडवले यांचे राष्ट्रीय प्रेम व समर्पक वृत्ती केवळ अजोड होती..

धन्यवाद

Thank You

S.B.S.B.S.S.



संत ज्ञानेश्वर बी.एड.कॉलेज
भानसहिवरा
ता:-नेवासा, जि:-अ.नगर..

विद्यार्थी शिक्षकाचे नाव:-

दळवी सोमनाथ सूर्यभान,

रोल नं:-०२,

मेथड:- मराठी इतिहास

विषय:- आय.सी.टी.

मार्गदर्शक:- प्रा.साळवे व्ही.एस.

भारतीय स्वातंत्र संग्रामातील क्रांतिकारक

स्वतंत्रता संग्राम के 10 महानायक




जिनकी वजह से मिली आजादी



भारतीय स्वतंत्रता
संग्राम

क्रांतीकारकांपासुन मिळालेली प्रेरणा व शिकवण



विद्यार्थ्यांना क्रांतिकारकांची माहिती मिळविण्यास मदत करणे



विद्यार्थ्यांना क्रांतिकारकांचे चरित्र समजून घेण्यास मदत करणे.



विद्यार्थ्यांना क्रांतिकारकांनी देशासाठी केलेल्या
त्यागाची माहिती आणि जाणीव करून देणे.



विद्यार्थ्यांना क्रांतिकारकांनी उभारलेल्या विविध संघटनांची माहिती आणि केलेल्या चळवळीची माहिती श्राव्य आणि दृक स्वरूपात उपलब्ध करून देणे.



★ मार्गदर्शक ★
प्रा.घुगे एस.बी सर



शिक्षणशास्त्र पदवी अभ्यासक्रम

बी.एड.द्वितीय वर्ष २०२१ ते २०२२

B.Ed. 2nd Year - 2021 2022

सुलोचना बेल्लेकर सामाजिक व बहुउद्देशिय शिक्षण संस्था

संत ज्ञानेश्वर शिक्षणशास्त्र महाविद्यालय
भानसहिवरा, (नेवासाफाटा), ता.नेवासा,
जि.अहमदनगर

Course -207
छात्रसेवा
Internship

छात्र अध्यापकाचे नांव : तारडे स्मिता स्मृति

रोल नं. 03

अध्यापन पद्धती : मराठी, इतिहास

मार्गदर्शन प्राध्यापक : प्रा. ओईटे एम.ई.

संविधान तक्ता विषय - मराठी

* प्रश्नपत्रिकेचा कच्चा आराखडा -

कोणताही धटक शिकताना सर्व धटकांना आरखे महत्व दिले जातेच असे नाही ज्या- ज्या उद्दिष्टांचा विचार धटक नियोजनामध्ये केला जातो ती उद्दिष्टे किती प्रमाणात साध्य झाली आहे. ते पडताळून पाहणे लागते.

* उद्दिष्टांनुसार गुणविभागणी :

अ. न.	उद्दिष्टे	गुण	शेकडा गुण
9	ज्ञान	05	25
2	आकलन	06	30
3	उपयोजन	08	40
	एकूण	20	100

व्यक्ती - रवी घटक - एक होती समई घटक

ताशिका	घटक	उपघटक	आश्चर पृथक्करण
१	गद्य	नात्यांची	प्रत्येक माणूस हा अनेक नात्यांनी परस्पर रंझी अंफलेला असतो. जन्मापासून मृत्यु व्हावे त्या नात्यांच्या हा प्रवास अखेर पर्यंत चालूच राहतो.
२		घटक	
३		वीग	
४	गद्य	एक	आदिवासी भागात पूर्व प्राथमिक शिक्षणाची अंजा व शेवटी पोन्न्या साही र्जांनी आपले आयुष्य वेचते अशा समाजसेवी का.
५		दरक होती	
६		समई	
७	व्याकरण		दृष्टांत अलंकार: एखादी गोष्ट दाखवून देवाखरी त्याच अर्थाने समर्पक उदा दिले जाते.
८			
९		अलंकार	

नियोजन

विषय - मराठी

उद्दिष्टे	अवयव अनुभूती	वेळ	सूचकावत
ज्ञान व आकलन विद्यार्थी नत्याविषयी सांगतो. अभियोजन: विद्यार्थी विविध नातेसंबंधी माहिती सांगतो.	शिक्षक नात्यांची माहिती सांगणे नात्यांची वैशिष्ट्ये सांगणे.	तफता	संफलन: प्रस्तांची थोडक्यात उत्तरे देणे.
ज्ञान व आकलन विद्यार्थी आदिवासी शिक्षणाविषयी सांगतो. अभियोजन: विद्यार्थी शिक्षण क्षेत्राविषयी माहिती सांगतो.	आदिवासी शिक्षण क्षेत्रात काम करणाऱ्या विषयी सांगतो. शिक्षण विषयी माहिती सांगणे.	तफता	संफलन: प्रस्तांची थोडक्यात उत्तरे देणे.
ज्ञान व आकलन विद्यार्थी व्याख्या सांगतो.	दृष्टांत अलंकाराची व्याख्या सांगणे. उदाहरण सांगणे.	तफता	संफलन: प्रस्तांची थोडक्यात उत्तरे देणे.

* प्रश्न प्रकारानुसार गुण विभागी

अ. न.	प्रश्न प्रकार	गुण	बेकडा गुण
१	वस्तुनिष्ठ	०५	२५
२	अधुत्तरी	०७	३५
३	दिर्घोत्तरी	०८	४०
	एकू	२०	१००

* संविधान तकनी

उपघटक	उद्दीर्घये								एकूण गुण	
	ज्ञान			आकलन			उपयोजन			
	व	ल	दि	व	ल	दि	व	ल		दि
१) एक होती समझ	१(१)							२(१)	४(१)	०७
२) नात्यांची घट्ट वीण	१(१)	२(१)		१(१)	१(१)			२(१)		०८
३) व्याकरण		२(१)		२(१)	२(१)					०५
एकूण	२	४		२	४			४	४	२०

* उपघटकानुसार गुणविभागी

अ. न.	उपघटक	गुण	शेकडा गुण
१	एक होती समई	०७	३५
२	नात्यांची छट्ट वीण	०८	४०
३	व्याकरण	०५	२५
	एकूण	२०	१००



[Signature]
 PRINCIPAL
 Sant Dnyaneshwar B.Ed. College
 Bhanshiware Tal. Newasa,
 Dist. Ahmednagar



Sulochana Belhekar Samajik Va Bahu Uddieshiya Shikshan Santha

Sant Dnyaneshwar B.Ed. College

NCTE Code No. APW05389/123665, (Marathi Medium)

Affiliated to Savitribai Phule Pune University PU/AN/B. Ed.097/2008

Email- sdbedcollege@rediffmail.com; Web: www.sdbednewasa.com

Bhanashiware, Tal: Newasa, Dist: Ahmednagar (Maharashtra) 414609; Phone/Fax- (02427) 297099

2.3.3 Photographs and list of course wise use of ICT



Students using Computer Lab and Youtube



Use of Google Meet for Teaching



Use of Power Point Presentation in Teaching



Use of Mobile Applications/ Websites for Teaching and Learning

First Year B. Ed

Sr. No	Name of the course and code	Use of ICT
1	Learning and Teaching (103)	PPT, You tube, Google Meet, Mobile Applications, ICT Lab
2	Understanding Discipline and School Subjects (106)	PPT, You tube, Google Meet, Mobile Applications, ICT Lab
3	Pedagogy of School Subjects (107)	PPT, You tube, Google Meet, Mobile Applications, ICT Lab
4	Advance Pedagogy and Application of ICT (105)	PPT, You tube, Google Meet, Mobile Applications, ICT Lab
5	Critical Understanding of ICT Practical (111 A)	PPT, You tube, Google Meet, Mobile Applications, ICT Lab
6	Contemporary Indian Education, Gender and Society (102)	PPT, You tube, Google Meet, Mobile Applications, ICT Lab
7	Co-curricular Activities (111 B)	PPT, You tube, Google Meet, Mobile Applications, ICT Lab
8	Assessment and Evaluation for Learning (104)	PPT, You tube, Google Meet, Mobile Applications, ICT Lab
9	Teaching Competency-I (108)	PPT, You tube, Google Meet, Mobile Applications, ICT Lab
10	Childhood and Growing Up (101)	PPT, You tube, Google Meet, Mobile Applications, ICT Lab
11	Health and Yoga (112)	PPT, You tube, Google Meet, Mobile Applications, ICT Lab
12	Teaching Competency-II (109)	PPT, You tube, Google Meet, Mobile Applications, ICT Lab
13	Teaching Competency-III (110)	PPT, You tube, Google Meet, Mobile Applications, ICT Lab

Second Year B. Ed

Sr. No	Name of the course and code	Use of ICT
1	School and Inclusive School (203)	PPT, You tube, Google Meet, Mobile Applications, ICT Lab
2	Understanding of Self (209)	PPT, You tube, Google Meet, Mobile Applications, ICT Lab
3	Reading and Reflecting on Text (208)	PPT, You tube, Google Meet, Mobile Applications, ICT Lab

4	Teaching Competency-IV (206)	PPT, You tube, Google Meet, Mobile Applications, ICT Lab
5	Knowledge and Curriculum, Language across Curriculum (202)	PPT, You tube, Google Meet, Mobile Applications, ICT Lab
6	Basics of Research (210)	PPT, You tube, Google Meet, Mobile Applications, ICT Lab
7	Additional Pedagogy Course (205)	PPT, You tube, Google Meet, Mobile Applications, ICT Lab
8	Quality and Management of School Education (201)	PPT, You tube, Google Meet, Mobile Applications, ICT Lab
9	Drama and Art Education (211)	PPT, You tube, Google Meet, Mobile Applications, ICT Lab
10	Teaching Competency-IV (207)	PPT, You tube, Google Meet, Mobile Applications, ICT Lab
11	Knowledge and Curriculum, Language across Curriculum (202)	PPT, You tube, Google Meet, Mobile Applications, ICT Lab
12	Open Course/ Entrepreneurship (212)	PPT, You tube, Google Meet, Mobile Applications, ICT Lab




 PRINCIPAL
 Sant Dyaneshwar B.Ed. College
 Bhanshiware Tal. Newasa,
 Dist. Ahmednagar



Sulochana Belhekar Samajik Va Bahu Uddieshiya Shikshan Santha

Sant Dnyaneshwar B.Ed. College

NCTE Code No. APW05389/123665, (Marathi Medium)

Affiliated to Savitribai Phule Pune University PU/ANB. Ed.097/2008

Email- sdbedcollege@rediffmail.com; Web: www.sdbednewasa.com

Bhanashiware, Tal: Newasa, Dist: Ahmednagar (Maharashtra) 414609; Phone/Fax- (02427) 297099

2.3.3- Integration of Technology at the time of Learning and Teaching by the Students

ICT is used by the students of the college during their Learning as well as teaching. Students are encouraged to use ICT tools from the beginning of the academic year. As there is special provision in the syllabus of first year, students use ICT for learning as well as in teaching also.

In teaching students prepare PPT on given topic to teach students during internship program.



Use of ICT while Teaching



Use of ICT while Learning

S.B.S.B.S.S.



संत ज्ञानेश्वर बी.एड.कॉलेज
भानसहिवरा
ता:-नेवासा, जि:-अ.नगर..

विद्यार्थी शिक्षकाचे नाव:-

दळवी सोमनाथ सूर्यभान,

रोल नं:-०२,

मेथड :- मराठी इतिहास

विषय:- आय.सी.टी.

मार्गदर्शक:- प्रा.साळवे व्ही.एस.

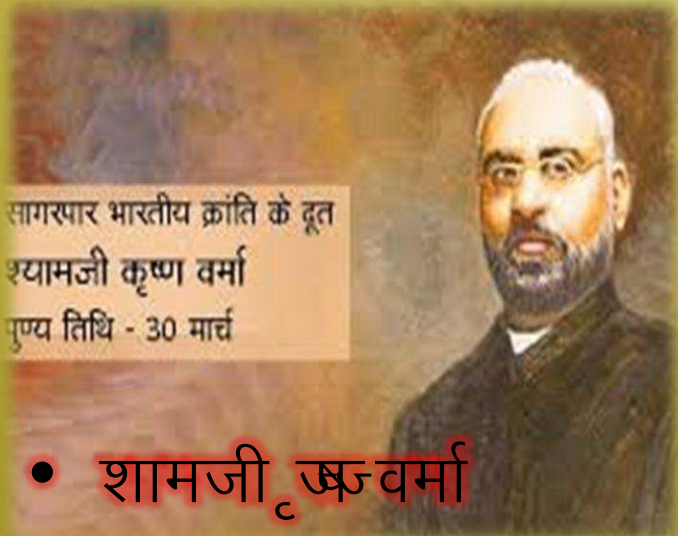
वर्ग आठवा इतिहास

१०. सशस्त्र क्रांतिकारी चळवळ

अभाव भारत



विनायक दामोदर सावरकर हे सा १९०० मध्ये यांनी -
शाश्वत मित्रमेळा ही वक्तीक्यांची गुप्त संघट्टा
स्थापण केली. १९०४ साली याच संघट्टाला अभाव
भारत हे ढाव देणेत आले



शामजी कृष्ण वर्मा यांनी इंडिया हाउसची स्थापणा
१९०४ केली होती. या संस्थेमार्फत तरुणां शाश्वत
घेणेत साठी शिष्यवृत्त्या दिल्या जात .

गदर चळवळ

GADAR PARTY

In 1913, in Stockton, California, Har Dayal and other immigrants formed the Gadar Party to support India's surging movement for independence from Britain. In the same spirit that American colonists organized for freedom from England, Indian immigrants campaigned for dignity and rights for Indians back home. Here, a jatha, or group of freedom fighters from the Gadar Party, in San Francisco in 1924, gets ready for a trip back to India.

The Bancroft Library, University of California, Berkeley. 2002/851-AM

- अमेरीकी व कॅनड येथील भारतीयांनी गदर या क्रांतिकारी संघटनेची स्थापना केली होती लाला हरद्याळ,भाई परमानंद,सदाशिव मानोजी वरील सर्व या संघटनेचे प्रमुख नेते होते .
- गदर म्हणजे विद्रोह

Lala Har Dayal, Indian nationalist and revolutionary, died on this day in 1939

FOUNDER OF THE GHADAR PARTY


Founded the Ghadar Party in America

For years, lived an austere life, eating only boiled grain and potatoes, and sleeping on the floor.

Gave up two Oxford scholarships and turned down a career in India's Civil Service to join the nationalist movement

Moved to Paris in 1909 to be the editor of *Bande Mataram*

"How great we feel when someone does the heroic deed? We share in his moral power. We rejoice in his assertion of human equality and dignity."



RAJGURU

Indian Revolutionary

(Aug 24, 1908 – Mar 23, 1931)

IBTL Shaheed



सुकदेव



भगतसिंग

हिंदुस्थान सोशलिस्ट रिपब्लिक असोसिएशन :-
समाजवादी विचारांनी प्रभावित झालेल्या तरुणांनी
देशव्यापी क्रांतीकारी संघटना उभी करण्याचे ठरविले
चंद्रशेखर आझाद, भगतसिंग, राजगुरु, सुकदेव इ.तरुण
यामध्ये होते.



चितगाव शस्त्रगारावरील हल्ला :-

सुर्यसेन हे बंगाल येथील चितगाव

येथील क्रांतीकारी गटाचे प्रमुख

होते.त्यांनी आपल्या भोवती अनंत सिंग

,गणेश घोष,कल्पना दत्ता,प्रितीलता


वडडेदार अशा सारख्या क्रांतिकारकांची

फौज गोळा केली 18 एप्रिल 1930

रोजी क्रांतिकारकांनी चितगावमधील

दोन शस्त्रगारातील शस्त्रास्त्रे ताब्यात

घेतली .



Kalpna Datta



Shri Ganesh Ghosh

शांती घोष, सुनिता चौधरी या दोन मुलींनी जिल्हा न्यायाधिशाला ठार केले. तर बीना दास या युवतीने कोलकता विद्यापीठाच्या पदवीदान समारंभात गव्हर्नर व र गोळ्या झाडल्या अशा अनेक क्रांतीकारी घटना या काळात घडल्या .



BINA DAS

#WOMENFREEDOMFIGHTERS

FULL HD VIDEO


SARDAR
UDHAM SINGH

सरदार उधमसिंग यांनी इंग्लडमध्ये 1940 मध्ये मायकेल ओठवायर यांचा वध केला भारतीय स्वातंत्रसंग्रामामध्ये क्रांतिकारी चळवळीने महत्वाचे योगदान दिले आहे. क्रांतिकारकाने ब्रिटिश सत्तेशी लढताना साहस व निर्धार याचे दर्शन घडवले यांचे राष्ट्रीय प्रेम व समर्पक वृत्ती केवळ अजोड होती..

धन्यवाद

Thank You

S.B.S.B.S.S.



संत ज्ञानेश्वर बी.एड.कॉलेज
भानसहिवरा
ता:-नेवासा, जि:-अ.नगर..

विद्यार्थी शिक्षकाचे नाव:-

दळवी सोमनाथ सूर्यभान,

रोल नं:-०२,

मेथड:- मराठी इतिहास

विषय:- आय.सी.टी.

मार्गदर्शक:- प्रा.साळवे व्ही.एस.

भारतीय स्वातंत्र संग्रामातील क्रांतिकारक

स्वतंत्रता संग्राम के 10 महानायक




जिनकी वजह से मिली आजादी



भारतीय स्वतंत्रता
संग्राम

क्रांतीकारकांपासुन मिळालेली प्रेरणा व शिकवण



विद्यार्थ्यांना क्रांतिकारकांची माहिती मिळविण्यास मदत करणे



विद्यार्थ्यांना क्रांतिकारकांचे चरित्र समजून घेण्यास मदत करणे.



विद्यार्थ्यांना क्रांतिकारकांनी देशासाठी केलेल्या
त्यागाची माहिती आणि जाणीव करून देणे.



विद्यार्थ्यांना क्रांतिकारकांनी उभारलेल्या विविध संघटनांची माहिती आणि केलेल्या चळवळीची माहिती श्राव्य आणि दृक स्वरूपात उपलब्ध करून देणे.



★ मार्गदर्शक ★
प्रा.घुगे एस.बी सर



दिनांक गंग-शनिेश्वर वी. एड. कॉलेज, मानसलोक

अद्यतन अद्यतनात अत तत्रतततततततत - तजेरोवक

माहे - जाने 2022

प्रतिभाषींचे नाव

स्वाक्षरी

1) देवाकुल पी डार	Desmat	Desmat	Desmat	Desmat	Desmat	Desmat	Desmat	Desmat	Desmat	Desmat	Desmat	Desmat	Desmat
2) सुभाष इश. पुश	dhumat	dhumat	dhumat	dhumat	dhumat	dhumat	dhumat	dhumat	dhumat	dhumat	dhumat	dhumat	dhumat
3) बलराम इश. जे	STP	STP	STP	STP	STP	STP	STP	STP	STP	STP	STP	STP	STP
4) सुभाष पुश वी	Dmc	Dmc	Dmc	Dmc	Dmc	Dmc	Dmc	Dmc	Dmc	Dmc	Dmc	Dmc	Dmc
5) बलराम पुश वी	ChamB	ChamB	ChamB	ChamB	ChamB	ChamB	ChamB	ChamB	ChamB	ChamB	ChamB	ChamB	ChamB
6) माडे पु. डी	Grade	Grade	Grade	Grade	Grade	Grade	Grade	Grade	Grade	Grade	Grade	Grade	Grade
7) माडे पु. पुश	GrAIC	GrAIC	GrAIC	GrAIC	GrAIC	GrAIC	GrAIC	GrAIC	GrAIC	GrAIC	GrAIC	GrAIC	GrAIC
8) माडावो वी. पु	Gargam	Gargam	Gargam	Gargam	Gargam	Gargam	Gargam	Gargam	Gargam	Gargam	Gargam	Gargam	Gargam
9) गुड पुश. पु	Kind	Kind	Kind	Kind	Kind	Kind	Kind	Kind	Kind	Kind	Kind	Kind	Kind



दिनांक

तजेरोवक

माहे जाने 2022

प्रतिभाषींचे नाव

स्वाक्षरी

1) गेवपडे व्ही. रमि	Ghorpade	Ghorpade	Ghorpade	Ghorpade	Ghorpade	Ghorpade	Ghorpade	Ghorpade	Ghorpade	Ghorpade	Ghorpade	Ghorpade	Ghorpade
2) बुके रा. राम	gud	gud	gud	gud	gud	gud	gud	gud	gud	gud	gud	gud	gud
3) बोटी. वी. डी	Auti	Auti	Auti	Auti	Auti	Auti	Auti	Auti	Auti	Auti	Auti	Auti	Auti
4) डोन डी डी	Hone	Hone	Hone	Hone	Hone	Hone	Hone	Hone	Hone	Hone	Hone	Hone	Hone
5) जपे डी वी	JDS	JDS	JDS	JDS	JDS	JDS	JDS	JDS	JDS	JDS	JDS	JDS	JDS
6) घोवात राम वी	ward	ward	ward	ward	ward	ward	ward	ward	ward	ward	ward	ward	ward
7) जाधव राम रा	ward	ward	ward	ward	ward	ward	ward	ward	ward	ward	ward	ward	ward
8) जाधव. पी. वी	R	R	R	R	R	R	R	R	R	R	R	R	R
9) कलम के रा	RR	RR	RR	RR	RR	RR	RR	RR	RR	RR	RR	RR	RR



प्रशिक्षणार्थी नाम

1) खंडू कु. पी.	Khu	Khu	Khu	Khu	Khu	Khu	Khu	Khu	Khu	Khu	Khu	Khu	Khu	Khu	Khu	Khu	Khu
2) कुंदू राम जी	Q	Q	Q	Q	Q	Q	Q	Q	Q	Q	Q	Q	Q	Q	Q	Q	Q
3) पवार भा. रा.	BKS	BKS	BKS	BKS	BKS	BKS	BKS	BKS	BKS	BKS	BKS	BKS	BKS	BKS	BKS	BKS	BKS
4) तामोले जी. जी.	B	B	B	B	B	B	B	B	B	B	B	B	B	B	B	B	B
5) पटारे जी. जी.	B	B	B	B	B	B	B	B	B	B	B	B	B	B	B	B	B
6) पटारे रामराव	Part	Part	Part	Part	Part	Part	Part	Part	Part	Part	Part	Part	Part	Part	Part	Part	Part
7) मोरे डी. डी.	mu	mu	mu	mu	mu	mu	mu	mu	mu	mu	mu	mu	mu	mu	mu	mu	mu
8) पटारे बी. जी.	Part	Part	Part	Part	Part	Part	Part	Part	Part	Part	Part	Part	Part	Part	Part	Part	Part
9) लेखरे राम राज	Lab	Lab	Lab	Lab	Lab	Lab	Lab	Lab	Lab	Lab	Lab	Lab	Lab	Lab	Lab	Lab	Lab



द्वितीय

प्रशिक्षणार्थी नाम

प्राथमिक

1) पांडे राम जी	shale	shale	shale	shale	shale	shale	shale	shale	shale	shale	shale	shale	shale	shale	shale	shale	shale
2) लकोले बी. जी.	DBE	DBE	DBE	DBE	DBE	DBE	DBE	DBE	DBE	DBE	DBE	DBE	DBE	DBE	DBE	DBE	DBE
3) तामोले राम जी.	Y.S.B	Y.S.B	Y.S.B	Y.S.B	Y.S.B	Y.S.B	Y.S.B	Y.S.B	Y.S.B	Y.S.B	Y.S.B	Y.S.B	Y.S.B	Y.S.B	Y.S.B	Y.S.B	Y.S.B
4) अजे भा. जी.	Atre	Atre	Atre	Atre	Atre	Atre	Atre	Atre	Atre	Atre	Atre	Atre	Atre	Atre	Atre	Atre	Atre
5) अंबे पी. राव	Bhand	Bhand	Bhand	Bhand	Bhand	Bhand	Bhand	Bhand	Bhand	Bhand	Bhand	Bhand	Bhand	Bhand	Bhand	Bhand	Bhand
6) मोसकरनाथ लखे	call	call	call	call	call	call	call	call	call	call	call	call	call	call	call	call	call
7) अणोले राम रा.	BR	BR	BR	BR	BR	BR	BR	BR	BR	BR	BR	BR	BR	BR	BR	BR	BR
8) अणोले राम के	BRK	BRK	BRK	BRK	BRK	BRK	BRK	BRK	BRK	BRK	BRK	BRK	BRK	BRK	BRK	BRK	BRK
9) अजे राम रा.	KR	KR	KR	KR	KR	KR	KR	KR	KR	KR	KR	KR	KR	KR	KR	KR	KR



श्रीलंका

प्रमाणपत्रों के नाम

1) गोविंद रा. राव	Gob	Gob	Gob	Gob	Gob	Gob	Gob	Gob	Gob	Gob	Gob	Gob	Gob	Gob
2) गुरुदेव रा. राव	Gur	Gur	Gur	Gur	Gur	Gur	Gur	Gur	Gur	Gur	Gur	Gur	Gur	Gur
3) कानो रा. बी	Kan	Kan	Kan	Kan	Kan	Kan	Kan	Kan	Kan	Kan	Kan	Kan	Kan	Kan
4) निवासी बी. पी	Niv	Niv	Niv	Niv	Niv	Niv	Niv	Niv	Niv	Niv	Niv	Niv	Niv	Niv
5) माधव के. जे	Mad	Mad	Mad	Mad	Mad	Mad	Mad	Mad	Mad	Mad	Mad	Mad	Mad	Mad
6) महाश्व की. जे	Mah	Mah	Mah	Mah	Mah	Mah	Mah	Mah	Mah	Mah	Mah	Mah	Mah	Mah
7) वादेकर की. जे	Wad	Wad	Wad	Wad	Wad	Wad	Wad	Wad	Wad	Wad	Wad	Wad	Wad	Wad
8) कावे पी. राव	Kav	Kav	Kav	Kav	Kav	Kav	Kav	Kav	Kav	Kav	Kav	Kav	Kav	Kav
9) कानो भार. राव	Kan	Kan	Kan	Kan	Kan	Kan	Kan	Kan	Kan	Kan	Kan	Kan	Kan	Kan



श्रीलंका

श्रीलंका

प्रमाणपत्रों के नाम

1) गणेश रा. बी	Gan	Gan	Gan	Gan	Gan	Gan	Gan	Gan	Gan	Gan	Gan	Gan	Gan	Gan
2) काशीदेव की. जी	Kas	Kas	Kas	Kas	Kas	Kas	Kas	Kas	Kas	Kas	Kas	Kas	Kas	Kas
3) कदम रा. जी	Kad	Kad	Kad	Kad	Kad	Kad	Kad	Kad	Kad	Kad	Kad	Kad	Kad	Kad
4) कडके वी. राव	Kad	Kad	Kad	Kad	Kad	Kad	Kad	Kad	Kad	Kad	Kad	Kad	Kad	Kad
5) कानो राम. कोर	Kan	Kan	Kan	Kan	Kan	Kan	Kan	Kan	Kan	Kan	Kan	Kan	Kan	Kan
6) गोविंद रा. बी	Gob	Gob	Gob	Gob	Gob	Gob	Gob	Gob	Gob	Gob	Gob	Gob	Gob	Gob
7) सु. रा. पी	Su	Su	Su	Su	Su	Su	Su	Su	Su	Su	Su	Su	Su	Su
8) कडके वी. जी	Kad	Kad	Kad	Kad	Kad	Kad	Kad	Kad	Kad	Kad	Kad	Kad	Kad	Kad
9) कानो की. बी	Kan	Kan	Kan	Kan	Kan	Kan	Kan	Kan	Kan	Kan	Kan	Kan	Kan	Kan



2.4.1 Institution provides opportunities for developing competencies and skills in different functional areas through specially designed activities / experiences that include

Competencies/skills provided in different functional areas through specially designed activities/experiences include	Nature of activities conducted	Duration with dates	Nature of teacher involvement	Nature of student participation
1. Organizing Learning (lesson plan)	Various methods such as lecture cum discussion method, qus-ans method etc., student's presentation, whole class learning, small group learning, project based learning, ICT integration activities etc. were conducted.	2019-20 2020-21 2021-22 2022-23 2023-24	Guide, Examiner	Presenter, developer
2. Developing Teaching Competencies	Micro Teaching, Integrated Teaching, Simulations	2019-20 2020-21 2021-22 2022-23 2023-24	Guide, Examiner	Presenter, developer
	Preparation of Lesson Plans, unit Plans, Assessment, Question Paper Preparation etc	2019-20 2020-21 2021-22 2022-23 2023-24	Guide, Examiner	Presenter, developer
	Workshop on 'Preparation Teaching Aids'	25/08/2021	Observer, Instructor	Active participants
	Guest Lecture on "How to face an Interview"	4/11/2023	Observer, Instructor	Active participants
	Lecture on Group Discussion	11/1/2024	Instructor	Active participants
3. Assessment of Learning	Preparation of Lesson Plans, unit Plans, Assessment, Question Paper Preparation, Marklist Preparation etc	During internship Period	Observer, Instructor	Developer Presenter
4. Technology use and Integration	ICT based Project, ICT involvement in teaching, PPT presentations etc	During internship Period,	Observer, Instructor	Presenter, Facilitator
5. Organizing Field Visits	Visit to Ashoka Art Gallery Ahmednagar	2/5/2021	Facilitator, Instructor	Observer
	Visit to Ashok Sugar Factory	5/13/2022	Facilitator, Instructor	Observer
	Visit to Dnyaneshwar Sugar factory Bhende	8/1/2023	Facilitator, Instructor	Observer
6. Conducting Outreach/ Out of classroom Activities	AIDS Awareness rally	1/12/2019 01/12/2021 01/12/2022 01/12/2023	Observer, Instructor	Active participants
	Cleanliness Drive	23/12/2019 20/12/2021 13/08/2022 07/09/2022	Observer, Instructor	Active participants
	National Unity Day	31/10/2019 31/10/2021	Observer, Instructor	Active participants
	Save Water Campaign	22/03/2018 22/03/2019 22/03/2021 22/03/2022	Observer, Instructor	Active participants
	Tree Plantation Programm	22/12/2019 05/06/2021 28/06/2023	Observer, Instructor	Active participants
7. Community Engagement	Voter Awareness Programm	25/01/2018 25/01/2019 25/01/2021 25/01/2022	Observer, Instructor	Active participants
	Human Rights Day	10/12/2019 12/12/2021 12/12/2022 14/12/2023	Observer, Instructor	Active participants
8. Facilitating Inclusive Education	Visit to Inclusive School	Jan-22	Facilitator, Instructor	Active Participant. Obverer
9. Preparing Individualized Educational Plan(IEP)	Preparation of Lesson Plans, unit Plans, Micro Lesson Plan etc	During Academic Year	Observer, Instructor	Active participants, Developer

Sant Dnyaneshwar B. Ed. College

Report on Cleanliness Drive

Introduction:

Sant Dnyaneshwar B. Ed. College is always committed to bring awareness of various social issues and also follows all the instructions and programmes of the State and Central Government. College conducts various activities and outreach programmes throughout the academic year such as Guest Lectures and Rallies. College organises Cleanliness Drive every year under the 'Swachha Bharat Mission'.

Objectives:

1. To enhance public health and hygiene.
2. To beautify public spaces
3. To increase and build community engagement.
4. To make students aware about Environment.

Method of Execution Cleanliness Drive is the regular activity conducted every academic year at near village of the college. Cleanliness Drive was organised under 'Swachha Bharat Mission' in the Village Bhanashivare on the following dates with number of Participants:

Date	No. of Participants
23/12/2019	33
20/12/2021	30
13/08/2022	37
07/09/2023	41

Students from First and Second year B. Ed. Course enthusiastically participated in Cleanliness Drive. Volunteer prepared Message Cards, Posters and Flex which gave the message of Cleanliness. Faculty the college also involved in the programme.

Outcomes:

1. It enhanced public health and hygiene.

Sant Dnyaneshwar B. Ed. College

Report on Save Water Campaign

Introduction:

Sant Dnyaneshwar B. Ed. College is always committed to bring awareness of various social issues and also follows all the instructions and programmes of the State and Central Government. College conducts various activities and outreach programmes throughout the academic year such as Guest Lectures and Rallies. College organises Save Water Campaign every year under the 'National Water Mission'.

Objectives:

1. To increase public awareness about the growing global water scarcity issue
2. To encourage individuals, households, and businesses to adopt responsible water usage practices
3. To educate the public about practical strategies for conserving water.
4. To engage communities or every common citizen, in promoting water conservation.

Method of Execution Save Water Campaign is the regular activity conducted every academic year at near village of the college. Save Water Campaign was organised under 'National Water Mission' in the Village Bhanashivare on the following dates with number of Participants:

Date	No. of Participants
22/03/2021	38
22/03/2022	37
15/04/2023	32
16/04/2024	41

Students from First and Second year B. Ed. Course enthusiastically participated in Save Water Campaign. Volunteer prepared Message Cards, Posters and Flex which gave the message of Saving Water. Faculty the college also involved in the programme.

Outcomes:

1. It increased public awareness about the growing global water scarcity issue
2. It also encouraged individuals, households, and businesses to adopt responsible water usage practices
3. Educated to public about practical strategies for conserving water.
4. It engaged communities or every common citizen, in promoting water conservation.

Proofs of the Programme:

 <p>A scanned notice from Sant Dnyaneshwar B.Ed. College, Ahmednagar, regarding a water conservation rally. The notice is in Marathi and includes details about the date, time, and location of the event.</p>	 <p>A scanned attendance sheet for the rally. It lists the names of 20 volunteers, their roll numbers, and their signatures. The sheet is titled 'आयोजित झालेल्या 'पाणी बचवणे' या कार्यक्रमाचा सहभागी' (Participants of the 'Save Water' Program) and includes a table with columns for 'Sl. No.', 'Name of the Volunteer', and 'Signature'.</p> <table border="1"> <thead> <tr> <th>Sl. No.</th> <th>Name of the Volunteer</th> <th>Signature</th> </tr> </thead> <tbody> <tr><td>1</td><td>...</td><td>...</td></tr> <tr><td>2</td><td>...</td><td>...</td></tr> <tr><td>3</td><td>...</td><td>...</td></tr> <tr><td>4</td><td>...</td><td>...</td></tr> <tr><td>5</td><td>...</td><td>...</td></tr> <tr><td>6</td><td>...</td><td>...</td></tr> <tr><td>7</td><td>...</td><td>...</td></tr> <tr><td>8</td><td>...</td><td>...</td></tr> <tr><td>9</td><td>...</td><td>...</td></tr> <tr><td>10</td><td>...</td><td>...</td></tr> <tr><td>11</td><td>...</td><td>...</td></tr> <tr><td>12</td><td>...</td><td>...</td></tr> <tr><td>13</td><td>...</td><td>...</td></tr> <tr><td>14</td><td>...</td><td>...</td></tr> <tr><td>15</td><td>...</td><td>...</td></tr> <tr><td>16</td><td>...</td><td>...</td></tr> <tr><td>17</td><td>...</td><td>...</td></tr> <tr><td>18</td><td>...</td><td>...</td></tr> <tr><td>19</td><td>...</td><td>...</td></tr> <tr><td>20</td><td>...</td><td>...</td></tr> </tbody> </table>	Sl. No.	Name of the Volunteer	Signature	1	2	3	4	5	6	7	8	9	10	11	12	13	14	15	16	17	18	19	20
Sl. No.	Name of the Volunteer	Signature																																																														
1																																																														
2																																																														
3																																																														
4																																																														
5																																																														
6																																																														
7																																																														
8																																																														
9																																																														
10																																																														
11																																																														
12																																																														
13																																																														
14																																																														
15																																																														
16																																																														
17																																																														
18																																																														
19																																																														
20																																																														
<p align="center">Notice of the Rally</p>	<p align="center">Attendance of the Volunteers</p>																																																															
 <p>A group photograph of the rally participants. A group of people, including men and women, are standing outdoors. Some are holding a banner that reads 'आयोजित झालेल्या 'पाणी बचवणे' या कार्यक्रमाचा सहभागी' (Participants of the 'Save Water' Program). The banner also features the college logo and name.</p>	 <p>Another group photograph of the rally participants, showing a different group of people standing outdoors. They are also holding a banner with the college logo and name.</p>																																																															
<p align="center">Photo of the Programme</p>	<p align="center">Photo of the Programme</p>																																																															




PRINCIPAL
 Sant Dnyaneshwar B.Ed. College
 Ghanshiwara Tal. Newasa,
 Dist. Ahmednagar

Sant Dnyaneshwar B. Ed. College

Report on Voter Awareness Rally

Introduction:

Sant Dnyaneshwar B. Ed. College is always committed to bring awareness of various social issues. College conducts various activities throughout the academic year such as Guest Lectures and Rallies. College organises Voter Awareness Rally every year on the occasion of 'National Voter Day'.

Objectives:

1. To encourage more eligible citizens to participate in elections.
2. To educate the public about the importance of voting as a fundamental civic duty.
3. To Strengthen the Democracy of India.
4. To encourage young voters to register, participate, and actively engage in the democratic process.

Method of Execution Voter Awareness Rally is the regular activity conducted every academic year in the college. Rally was organised on the occasion of National Voter Day. Rally was conducted in the Village Bhanashivare on the following dates with number of Participants:

Date	No. of Participants
25/01/2021	34
25/01/2022	36
25/01/2023	29
25/01/2024	36

Students from First and Second year B. Ed. Course enthusiastically participated in VOTER Awareness Rally. Volunteer prepared Message Cards, Posters and Flex which gave the message of Voter Awareness. Faculty the college also involved in the programme.

Outcomes:

1. It encouraged to citizens to participate in elections.

2. It educated to public about the importance of voting as a fundamental civic duty.
3. It helped to strengthen the Democracy of India.
4. It encouraged young voters to register, participate, and actively engage in the democratic process.

Proofs of the Programme:



Notice of the Rally



Attendance of the Volunteers



Photo of the Programme



Photo of the Programme



[Signature]
PRINCIPAL
 Sant Dnyaneshwar B.Ed. College
 Bhanshiware Tal. Newasa,
 Dist. Ahmednagar

Sant Dnyaneshwar B. Ed. College

Report on World Human Rights Day: Street Play

Introduction:

Sant Dnyaneshwar B. Ed. College is always celebrates various International and National days in the college throughout the academic year. College conducted Street Play on the occasion of World Human Rights Day.

Objectives:

1. To provide basic information about Human Rights to masses
2. To increase the participation of youth in Street plays on such social issues.
3. To provide stage to students for improving their presentation skills.
4. It helps in community building.

Method of Execution World Human Rights Day was conducted in the academic year 2019-20, 2021-22, 2022-23 and 2023-24 in the college. The programme is organised on the occasion of World Human Rights Day. International Yoga Day on the following dates with number of Participants:

Date	No. of Participants
10/12/2019	20
12/12/2021	25
12/12/2022	28
14/12/2023	30

Students from First and Second year B. Ed. Course enthusiastically participated and also enacted in Street Play that demonstrated at Bhanashivare. Faculty of the college also participated in the programme.

Outcomes:

1. Public understood basic information about basic Human Rights.
2. Student enthusiastically participated in Street Play and spread awareness.

3. Students improved their presentation skills.
4. These activities helped in community building.

Proofs of the Programme:



Notice of the Street Play



Attendance of the Students and Participants



Photo of the Programme



Photo of the Programme



[Signature]
PRINCIPAL
 Sant Dnyaneshwar B.Ed. College
 Bhanshiware Tal. Newasa,
 Dist. Ahmednagar

Sant Dnyaneshwar B. Ed. College

Report on Tree Plantation Programme

Introduction:

Sant Dnyaneshwar B. Ed. College is always committed to bring awareness of various issues like Environment, Save Water, AIDS, Voter, Financial, Cleaning etc. College conducts various activities and outreach programmes throughout the academic year such as Guest Lectures Rallies and Fieldwork. College organised Tree Plantation Programme in and out of the campus.

Objectives:

1. It helps to combat deforestation, erosion, and loss of biodiversity.
2. To save the Environment
3. To increase and build community engagement.
4. To make students aware about Tree Plantation.

Method of Execution College conducted 'Tree plantation programme in and out of the campus at Bhanashivare on the following dates with number of Participants:

Date	No. of Participants
22/12/2019	20
05/06/2021	36
18/07/2022	22
28/06/2023	27
01/07/2024	33

Students from First and Second year B. Ed. Course enthusiastically participated in 'Tree Plantation Programme'. Faculty the college also involved in the programme.

Outcomes:

1. It improved air and water quality, reduced soil erosion, and enhanced biodiversity.
2. Student understood the significance of Trees in human life.
3. It helped to increase and built community engagement.

4. Students actively involved and understood their responsibility.

Proofs of the Programme:



Notice of the Programme



Attendance of the Students



Photo of the Programme



Photo of the Programme



[Signature]
PRINCIPAL
 Sant Dnyaneshwar B.Ed. College
 Bhanshiwara Tal. Newasa,
 Dist. Ahmednagar

Sant Dnyaneshwar B. Ed. College

Report on AIDS Awareness Rally

Introduction:

Sant Dnyaneshwar B. Ed. College is always committed to bring awareness of various social issues. College conducts various activities throughout the academic year such as Guest Lectures and Rallies. College organises AIDS Awareness Rally every year on the occasion of World AIDS Day.

Objectives:

1. To increase public knowledge and understanding of HIV/AIDS.
2. To provide information of precautions to prevent the spread of the virus.
3. To empower communities to take collective action against HIV/AIDS
4. To make students aware about such social issues.

Method of Execution AIDS Awareness Rally is the regular activity conducted every academic year in the college. Rally was organised on the occasion of World AIDS Day. Rally was conducted in the Village Bhanashivare on the following dates with number of Participants:

Date	No. of Participants
01/12/2019	32
01/12/2021	32
01/12/2022	41
01/12/2023	40

Students from First and Second year B. Ed. Course enthusiastically participated in AIDS Awareness Rally. Volunteer prepared Message Cards, Posters and Flex which gave the message of AIDS awareness. Faculty the college also involved in the programme.

Outcomes:

1. It helped to increase public knowledge and understanding of HIV/AIDS.
2. Student provided information of precautions to prevent the spread of the virus.

3. It helped to empower communities to take collective action against HIV/AIDS
4. Students became aware about such social issues.

Proofs of the Programme:



Notice of the Rally



Attendance of the Volunteers



Photo of the Programme



Photo of the Programme



Principal
PRINCIPAL
 Saint Dnyaneshwar B.Ed. College
 Bhanshiware Tal. Newasa,
 Dist. Ahmednagar



Sulochana Belhekar Samajik Va Bahu Uddieshiya Shikshan Santha

Sant Dnyaneshwar B.Ed. College

NCTE Code No. APW05389/123665, (Marathi Medium)

Affiliated to Savitribai Phule Pune University PU/AN/B. Ed.097/2008

Email- sdbedcollege@rediffmail.com; Web: www.sdbednewasa.com

Bhanashiware, Tal: Newasa, Dist: Ahmednagar (Maharashtra) 414609; Phone/Fax- (02427) 297099

Field Visit Report to Bangadiwala Agro Products

Date: 12/02/2024

Location: Bangadiwala Agro Products, vadala Bahiroba, Tal- Newasa, Dist Ahmednagar.

Introduction

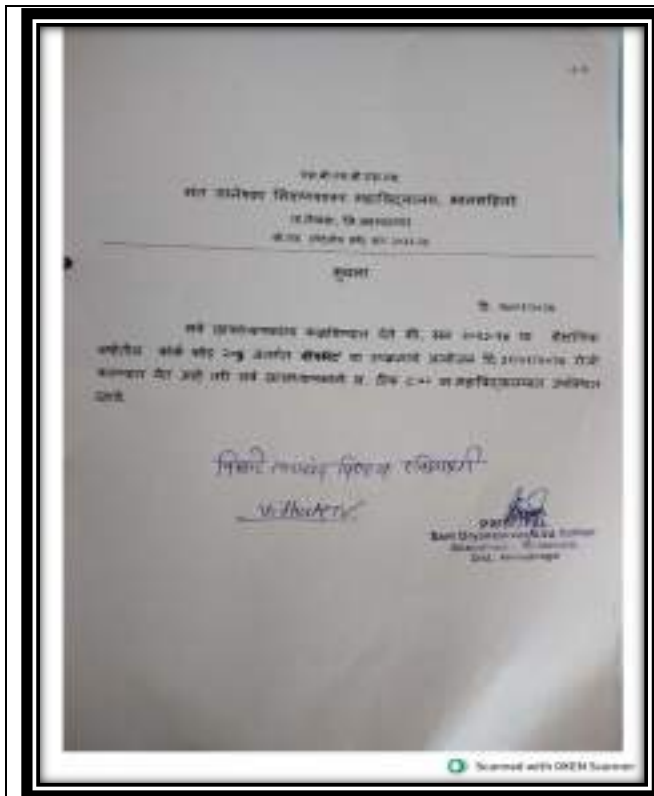
On 12/02/2024 a visit was made to Argo Industry, named Bangadiwala Agro Products, vadala Bahiroba, Tal- Newasa, Dist Ahmednagar. The purpose of the visit was to understand their dairy processing operations, quality control measures, and sustainability initiatives.

Dairy Processing Operations

The tour of the plant provided insights into their sophisticated dairy processing operations:

- **Milk Reception and Storage:** Milk is received from local farms and stored in large, temperature-controlled silos. The milk undergoes initial quality checks to ensure it meets the required standards.
- **Pasteurization:** The milk is pasteurized using high-temperature methods to kill harmful bacteria while preserving nutrients.
- **Homogenization:** The pasteurized milk is homogenized to ensure a uniform consistency and prevent cream separation.
- **Product Formation:** Depending on the product, the milk undergoes further processing. For example, cheese production involves curdling, cutting, and pressing, while yogurt production includes fermentation with specific bacterial cultures

- Proofs of the Visit



Notice of the Visit to Students



Letter to the Bangadiwala Agro



Students understanding the process of Dairy milk



Participated Students



Dnyaneshwar
PRINCIPAL
 Sant Dnyaneshwar B.Ed. College
 Ghanshiware Tal. Newasa,
 Dist. Ahmednagar



Sulochana Belhekar Samajik Va Bahu Uddieshiya Shikshan Santha

Sant Dnyaneshwar B.Ed. College

NCTE Code No. APW05389/123665, (Marathi Medium)

Affiliated to Savitribai Phule Pune University PU/AN/B. Ed.097/2008

Email- sdbedcollege@rediffmail.com; Web: www.sdbednewasa.com

Bhanashiware, Tal: Newasa, Dist: Ahmednagar (Maharashtra) 414609; Phone/Fax- (02427) 297099

Field Visit Report to Ashoka Art Gallery Ahmednagar

Date: 05/02/2021

Location: Ashoka Art Gallery Ahmednagar

Introduction:

The purpose of this field visit was to explore and appreciate the artworks exhibited at Ashoka Art Gallery Ahmednagar. The gallery is known for its diverse collection of contemporary and traditional artworks, including paintings, sculptures, and mixed media installations.

Description of the Art Gallery:

The art gallery is situated in a modern building with well-lit and spacious exhibition halls. The walls are painted in neutral colors to provide an ideal backdrop for the artworks. The gallery also has carefully designed lighting to enhance the visual appeal of the displayed pieces.

Artworks on Display:

Paintings:

The gallery featured a wide range of paintings, spanning different styles and themes. From vibrant abstract compositions to realistic landscapes, each painting was a testament to the artist's skill and creativity. The use of color and texture was particularly striking, capturing emotions and stories within the frames.

Sculptures:

Sculptures of various sizes and materials were placed strategically throughout the gallery. Some were carved from wood, while others were cast in bronze or molded from clay. These

sculptures showcased the artists' ability to transform raw materials into captivating three-dimensional forms.

Mixed Media:

One section of the gallery was dedicated to mixed media installations, where artists combined different materials and techniques to create thought-provoking pieces. These installations often included elements of sound, light, and technology, adding an interactive dimension to the experience.

Feedback:

The visit to Ashoka Art Gallery was a truly enriching experience. It offered a deep insight into the world of art and creativity, allowing me to explore different artistic expressions and their impact. Each artwork conveyed a unique narrative, and I found myself pondering the emotions and ideas that the artists aimed to convey.

Conclusion:

The field visit to Ashoka Art Gallery was a successful and inspiring endeavor. It underscored the importance of art in our lives and highlighted the talents of contemporary artists. The diverse range of artworks on display demonstrated the power of visual communication and its ability to transcend cultural and societal boundaries. This visit served as a reminder that art is a universal language that speaks to the human experience in profound ways.

Proofs of the Visit:



Certificate of the Art Gallery



Art by the Artist



Art by the Artist



Certificate of World Record done by Artist



Students with Artist



Artist doing Chalk Art



Princip
PRINCIPAL
Sant Dnyaneshwar B.Ed. College
Bhanshiware Tal. Newasa,
Dist. Ahmednagar



Sulochana Belhekar Samajik Va Bahu Uddieshiya Shikshan Santha

Sant Dnyaneshwar B.Ed. College

NCTE Code No. APW05389/123665, (Marathi Medium)

Affiliated to Savitribai Phule Pune University PU/AN/B. Ed.097/2008

Email- sdbedcollege@rediffmail.com; Web: www.sdbednewasa.com

Bhanashiware, Tal: Newasa, Dist: Ahmednagar (Maharashtra) 414609; Phone/Fax- (02427) 297099

Visit Report to a Sugar Factory

Date: 13/05/2022

Location: Ashok Cooperative Sugar Factory, Ashoknagar.

Introduction:

The purpose of this visit was to gain a firsthand understanding of the operations and processes involved in a sugar factory. Sugar production is a significant part of the food industry, and this visit aimed to explore the various stages of sugar extraction and refinement.

Description of the Sugar Factory:

The sugar factory was an expansive facility located in sub rural area. It consisted of several buildings and structures, each serving a specific purpose in the sugar production process. The factory had a modern and organized layout, with clear signage guiding visitors through the various areas.

Sugar Production Process:

Sugar Cane Reception:

The visit began at the reception area where trucks loaded with sugar cane were weighed and checked for quality. The sugar cane is the raw material for sugar production.

Cleaning and Preparation:

The sugar cane underwent cleaning and preparation processes to remove leaves, debris, and dirt. This was a crucial step to ensure the quality of the final product.

Extraction: The cleaned sugar cane was then sent to the extraction area. Here, the sugar cane was crushed to extract its juice. The juice contained a mixture of water and sugar.

Clarification:

The extracted juice underwent a clarification process to remove impurities and solid particles. This resulted in a clearer liquid known as "cane juice."

Evaporation:

The cane juice was then heated to remove excess water, leaving behind a concentrated liquid known as "syrup."

Crystallization:

The syrup was further processed to induce crystallization. This involved controlled cooling and stirring to encourage the formation of sugar crystals.

Separation:

The sugar crystals were separated from the remaining liquid in a centrifuge. The liquid portion, known as "molasses," is a byproduct of the sugar production process.

Drying and Packaging:

The separated sugar crystals were dried to remove any remaining moisture. The dried sugar was then sifted, graded, and packaged for distribution.

Observations:

During the visit, several observations were made:

Automation:

The sugar factory heavily relied on automated machinery and computer systems to regulate and monitor various stages of the production process.

Efficiency:

The factory demonstrated efficient use of resources, with processes designed to minimize waste and energy consumption.

Safety Measures:

Safety protocols, including protective gear and warning signs, were evident throughout the factory to ensure the well-being of workers and visitors.

Conclusion:

The visit to the sugar factory was an educational experience that shed light on the journey of sugar from its raw form in sugar cane to the refined crystals we use in our daily lives. It emphasized the significance of the food industry in meeting consumer needs while maintaining

high standards of quality and safety. The visit served as a reminder of the intricate processes that contribute to the items we often take for granted

Proofs of the Visit:



Photo of Ashoknagar Factory



Photo of Students with authority of factory



Image of factory



Certificate received by the factory Authority




PRINCIPAL
Sant Dnyaneshwar B.Ed. College
Bhanshiwara Tal. Newasa,
Dist. Ahmednagar



Sulochana Belhekar Samajik Va Bahu Uddieshiya Shikshan Santha

Sant Dnyaneshwar B.Ed. College

NCTE Code No. APW05389/123665, (Marathi Medium)

Affiliated to Savitribai Phule Pune University PU/AN/B. Ed.097/2008

Email- sdbedcollege@rediffmail.com; Web: www.sdbednewasa.com

Bhanashiware, Tal: Newasa, Dist: Ahmednagar (Maharashtra) 414609; Phone/Fax- (02427) 297099

Visit Report to a Sugar Factory

Date: 01/08/2023

Location: Dyaneshwar Cooperative Sugar Factory, Bhende BK.

Introduction:

The purpose of this visit was to gain a firsthand understanding of the operations and processes involved in a sugar factory. Sugar production is a significant part of the food industry, and this visit aimed to explore the various stages of sugar extraction and refinement.

Description of the Sugar Factory:

The sugar factory was an expansive facility located in sub rural area. It consisted of several buildings and structures, each serving a specific purpose in the sugar production process. The factory had a modern and organized layout, with clear signage guiding visitors through the various areas.

Sugar Production Process:

Sugar Cane Reception:

The visit began at the reception area where trucks loaded with sugar cane were weighed and checked for quality. The sugar cane is the raw material for sugar production.

Cleaning and Preparation:

The sugar cane underwent cleaning and preparation processes to remove leaves, debris, and dirt. This was a crucial step to ensure the quality of the final product.

Extraction:

The cleaned sugar cane was then sent to the extraction area. Here, the sugar cane was crushed to extract its juice. The juice contained a mixture of water and sugar.

Clarification:

The extracted juice underwent a clarification process to remove impurities and solid particles. This resulted in a clearer liquid known as "cane juice."

Evaporation:

The cane juice was then heated to remove excess water, leaving behind a concentrated liquid known as "syrup."

Crystallization:

The syrup was further processed to induce crystallization. This involved controlled cooling and stirring to encourage the formation of sugar crystals.

Separation:

The sugar crystals were separated from the remaining liquid in a centrifuge. The liquid portion, known as "molasses," is a byproduct of the sugar production process.

Drying and Packaging:

The separated sugar crystals were dried to remove any remaining moisture. The dried sugar was then sifted, graded, and packaged for distribution.

Observations:

During the visit, several observations were made:

Automation:

The sugar factory heavily relied on automated machinery and computer systems to regulate and monitor various stages of the production process.

Efficiency:

The factory demonstrated efficient use of resources, with processes designed to minimize waste and energy consumption.

Safety Measures:

Safety protocols, including protective gear and warning signs, were evident throughout the factory to ensure the well-being of workers and visitors.

Conclusion:

The visit to the sugar factory was an educational experience that shed light on the journey of sugar from its raw form in sugar cane to the refined crystals we use in our daily lives. It

emphasized the significance of the food industry in meeting consumer needs while maintaining high standards of quality and safety. The visit served as a reminder of the intricate processes that contribute to the items we often take for granted

Proofs of the Visit:



Students while getting certificate of appreciation from factory authority



Entrance of factory



Automation in Factory



Certificate received by the factory Authority



Dnyaneshwar
PRINCIPAL
Sant Dnyaneshwar B.Ed. College
Bhanshiware Tal. Newasa,
Dist. Ahmednagar